

# LESSON 5

## WRITE A MESSAGE ABOUT WEATHER

### 1 FOCUS ON WRITING

- A** Read the Writing Skill.
- B** Read the messages on page 52 again.  
Circle the months of the year.

#### WRITING SKILL Capitalization

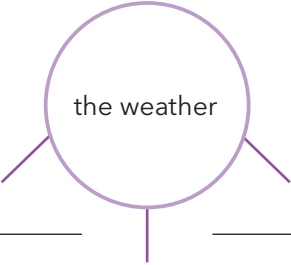

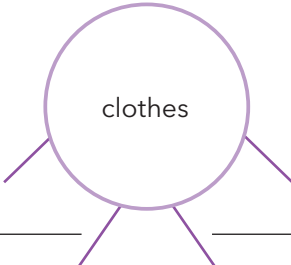
Start months of the year with a capital letter. Don't capitalize the names of seasons. Look at these examples:  
*I like summer. July is my favorite month.*

### 2 PLAN YOUR WRITING

- A** Complete the chart. Write a month and your city. Describe the weather and temperature. Suggest clothes to wear.

Month: \_\_\_\_\_

City: \_\_\_\_\_

|  |  |  |
|--|--|--|
|  |  |  |
|--|--|--|

- B PAIRS** Talk about the month you chose. *In June, the weather is ...*

### 3 WRITE

Write a message to someone visiting your city. Describe the weather and temperature. Suggest clothes to match the weather. Use the messages on page 52 as models.

### 4 REVISE YOUR WRITING

- A PAIRS** Read your partner's message. Complete the chart.

| Did your partner ...?                | Yes | No |
|--------------------------------------|-----|----|
| describe the weather and temperature |     |    |
| suggest clothes                      |     |    |
| capitalize months of the year        |     |    |

- B PAIRS** Can you improve your partner's message? Make suggestions. Then revise your writing.

### 5 PROOFREAD

Read your message again. Check your spelling, punctuation, and capitalization.

■ I CAN WRITE A MESSAGE ABOUT WEATHER.